



WEWOOD

PORTUGUESE JOINERY

COLLECTION 2020



WEWOOD

PORTUGUESE JOINERY

COLLECTION 2020




Honoring the designers' original ideas as well as the materials has always been fundamental to us.

We produce for those who appreciate the rigorous process required for high-quality manufacturing and renewable resources. We use wood from sustainable forests and environmentally-friendly materials.

Crafted in small production runs, we strive to maintain the artistry and grace in traditional high-quality craftsmanship at a viable human scale with total respect for the environment.

We believe in elevating the high-end joinery by producing superb solid wood furniture that promotes Portuguese culture and design.





MADE IN PORTUGAL

Wewood - Portuguese Joinery is a Portuguese brand founded in 2010, as a result of the Research and Development Office of Móveis Carlos Alfredo, a family owned company specialized in manufacturing solid wood furniture since 1964.

Our heritage is grounded in more than five decades of production. We handmade or hand finish all of our pieces, far away from the standardized large scale production.

Each piece is born from the inspiration and creativity of a restricted group of talented designers and architects turned into reality by the hands, wisdom, and experience of our craftsmen.



We manufacture with a serious commitment to
quality and attention to detail.



THE COLLECTION

p.8

THE DESIGNERS

p.58

**PRODUCT
OVERVIEW**

p.60

**COLORS,
MATERIALS
AND FINISHES**

p.102

**CARE
AND MAINTENANCE**

p.118



CAROUSEL SIDEBORD p.64
PALA CHAIRS p.73
BOWIE SOFA p.80
SOMA TABLE p.87
FLOAT BOOKSHELF p.97



SCARPA SIDEBORD p.64
BOWIE SOFAS p.80
MEMÓRIA CENTER TABLE p.86
LUNA MIRROR p.100





ORCA CHAIR p.78
BRIDGE DESK p.92



TOUCH CHEST OF DRAWERS p.69
PALA CHAIR p.73
SOMA TABLE p.87







CAROUSEL SIDEBOARD p.64
PALA CHAIRS p.73
NURIA EXTENDABLE TABLE p.88



TREE LOUNGE CHAIR p.74
SIDE BY SIDE TABLES p.84

PANAMÁ MEDIA UNIT p.67
CARAVELA LOUNGE CHAIR p.77
BOWIE SOFA p.80
CORNER CENTER TABLE p.85
SIXTY'S MIRROR p.101



BOWIE POUFF p.80
BOWIE SOFA p.80
HEXA COFFEE | **SIDE TABLES** p.86





ORCA CHAIR p.78
METIS DESK p.92

Tradition and innovation go hand in hand
to create new forms and functions.

CAROUSEL III SIDEBOARD p.65

PENSIL ARMCHAIR p.75

SCAFFOLD SOFA p.81

CORNER CENTER TABLE p.85



PALA CHAIRS p.73
MARIA TABLE p.89





RADIO MEDIA UNIT p.66
SARTOR LOUNGE CHAIR p.73



GÊRES MEDIA UNIT p.68

CAROUSEL SIDEBOARD p.64
SARTOR LOUNGE CHAIR p.73
CORNER CENTER TABLE p.85
LUNA MIRRORS p.100







SCARPA SIDEBOARD p.64
SARTOR CHAIRS p.72
SARTOR LOUNGE CHAIR p.73
MULTIBANQUETA STOOLS p.79
BOWIE SOFAS p.80
SIDE BY SIDE TABLES p.84
CORNER CENTER TABLES p.85
NURIA TABLE p.88



ORCA CHAIR p.78
CONCIERGE CONSOLE p.93
SIXTY'S MIRROR p.101

PANAMÁ SIDEBOARD p.67
ORCA CHAIRS p.78
RAIA TABLE p.87



CASANOVA SIDEBOARD p.66
ODHIN LOUNGE CHAIR p.77
BOWIE SOFA p.80
CORNER CENTER TABLE p.85





SARTOR LOUNGE CHAIR p.73
X2 SMART SHELF p.96

The perfect combination of design and
woodworking between artisans and designers.

KUNDERA CHAIR p.78
METIS DESK p.92
X2 SMART SHELF p.96
CANCAN COAT STAND p.100



CAROUSEL II SIDEBOARD p.65

PALA CHAIRS p.73

SOMA TABLE p.87





CASANOVA SIDEBOARD p.66
CANCAN COAT STAND p.100



MISTER SIDEBOARD p.68
SARTOR ARMCHAIRS p.72
HEXA COFFEE | SIDE TABLES p.86
MARIA TABLE p.89







SARTOR LOUNGE CHAIRS p.73
BOWIE SOFAS p.80
SIDE BY SIDE TABLE p.84
MEMÓRIA CENTER TABLE p.86



CARAVELA BAR STOOL p.31



MULTIBANQUETA STOOL p.79
CONCIERGE CONSOLE p.93
FLOAT BOOKSHELF p.97
CANCAN COAT STAND p.100





CARAVELA CHAIRS p.76
SOMA TABLE p.87

Intemporal design allied to premium quality materials that can last forever.



SARTOR ARMCHAIRS p.72
VASCO TABLE p.89

NURIA EXTENDABLE TABLE p.88
SARTOR CHAIRS p.72
SARTOR ARMCHAIRS p.72
FLOAT BOOKSHELVES p.97





CAROUSEL II SIDEBOARD p.65
ODHIN LOUNGE CHAIRS p.77
BOWIE SOFA p.80
CORNER CENTER TABLE p.85
LUNA MIRRORS p.100



TOUCH CHEST OF DRAWERS p.69
PENSIL CHAIR p.74
SECRETA DESK p.93







PANAMÁ SIDEBOARD p.67
SARTOR ARMCHAIRS p.72
MARIA TABLE p.89



BOWIE SOFAS p.80
CORNER CENTER TABLE p.85
FLOAT BOOKSHELF p.97

CONTADOR SIDEBOARD p.69
CARAVELA CHAIRS p.76
INÊS TABLE p.88
FLOAT BOOKSHELF p.97



PENSIL LOUNGE CHAIRS p.75
BOWIE SOFA p.80
SIDE BY SIDE TABLES p.84
CORNER CENTER TABLE p.85
SIXTY'S MIRROR p.101





CAROUSEL II SIDEBOARD p.64
MULTIBANQUETA STOOL p.79
SIXTY'S MIRRORS p.101



SCARPA SIDEBBOARD p.64
PENSIL ARMCHAIRS p.75
BOWIE SOFA p.80
CORNER CENTER TABLE p.85
INÉS TABLE p.88
XI BOOKSHELF p.96
LUNA MIRRORS p.100



GONÇALO CAMPOS



CHRISTOPHE DE SOUSA



VARIAFORMA



PIERRE DUBOURG



RAMOS BASSOLS



LAURINDO MARTA



ANTONIO GARDONI & FEDERICO CASTELLI




AURÉLIEN BARBRY



ELEONORA FEDI



DANIEL SOUSA



JC BERLIN



CHRISTIAN HAAS



DESIGNERS

Since our foundation, we built a strong collaboration with a group of national and international designers to define our collection. The balance between the innovative ideas of the young talents and the experience of some renowned international designers is what keeps our identity and heritage vision, preserving and expanding the Portuguese design quality.

TOM KELLEY



DANIEL VIEIRA



SURICATA DESIGN STUDIO



EDEESTUDIO



DANIEL DUARTE



STUDIO GUD



RITA BOTELHO



LEONHARD PFEIFER



ANDRÉ TEOMAN



PRODUCT OVERVIEW

SIDEBOARDS

SCARPA p.64
CAROUSEL pp.64|65
CASANOVA p.66
RADIO p.66
PANAMÁ p.67
GERÊS p.68
MISTER p.68
TOUCH p.69
CONTADOR p.69

SEATS

SARTOR pp.72|73
PALA p.73
TREE p.74
PENSIL pp.74|75
CARAVELA pp.76|77
ODHIN p.77
KUNDERA p.78
ORCA p.78
KOBÉ p.79
MULTIBANQUETA p.79
BOWIE p.80
SCAFFOLD p.81

TABLES

SIDE BY SIDE p.84
LAGO p.84
CORNER p.85
HEXA p.86
MEMÓRIA p.86
RAIA p.87
SOMA p.87
NURIA p.88
INÊS p.88
MARIA p.89
VASCO p.89

DESKS

BRIDGE p.92
METIS p.92
SECRETA p.93
CONCIERGE p.93

BOOKSHELVES

X1 p.96
X2 p.96
FLOAT p.97

ACCESSORIES


CANCAN p.100
LUNA p.100
SIXTY'S p.101



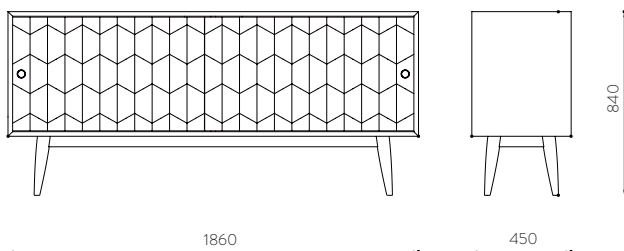
SIDEBOARDS

SCARPA SIDEBOARD

by WEWOOD DESIGN CENTER



Scarpa is a sideboard with a unique design, offering two drawers and four divisions with a great and useful area, allowing to store any type of objects. The pieces of wood on the doors create a dynamic game that results visually in a three-dimensional pattern.



DIMENSIONS
W 1860 H 840 D 450 | 0.70M³

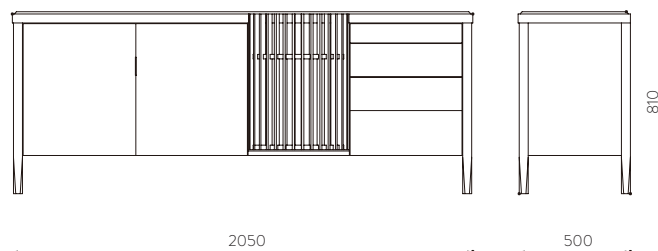
REFERENCES
AP.WW201C OAK
AP.WW201TN WALNUT

CAROUSEL SIDEBOARD

by LEONHARD PFEIFER



Carousel is a sophisticated sideboard that combines noble wood and marble. It features two folding doors with internal wooden shelves and four drawers with tic-tac system. The focal point is its turntable in the middle which can be used to put bottles and glasses.




DIMENSIONS
W 2050 H 810 D 500 | 0.83M³

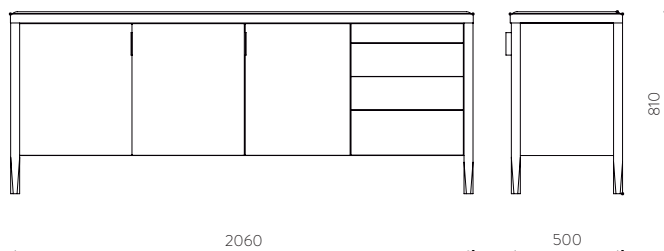
REFERENCES
AP.LP401CM OAK STANDARD MARBLE
AP.LP401CMP OAK PREMIUM MARBLE
AP.LP401NM WALNUT STANDARD MARBLE
AP.LP401NMP WALNUT PREMIUM MARBLE

CAROUSEL II SIDEBOARD

by LEONHARD PFEIFER



Carousel II is a sideboard designed to address various requirements as well as the need to incorporate luxurious finishing in any environment. It features three folding doors with internal wooden shelves and four drawers with tic-tac system.



DIMENSIONS

W 2060 H 810 D 500 | 0.83M³

REFERENCES

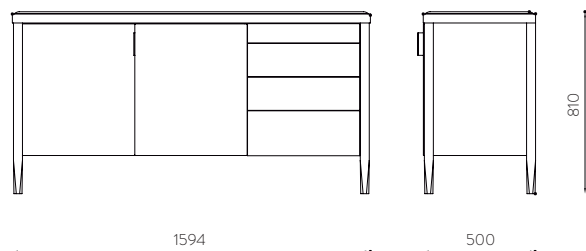
AP.LP402CM OAK STANDARD MARBLE
AP.LP402CMP OAK PREMIUM MARBLE
AP.LP402NM WALNUT STANDARD MARBLE
AP.LP402NMP WALNUT PREMIUM MARBLE

CAROUSEL III SIDEBOARD

by LEONHARD PFEIFER



Carousel III is a smaller version of Carousell II sideboard that places emphasis on functional propensities, making it possible to choose from different dimensions and options: three or four doors, in oak or walnut and the top in marble.



DIMENSIONS

W 1594 H 810 D 500 | 0.63M³

REFERENCES

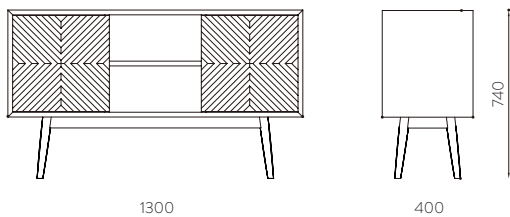
AP.LP403CM OAK STANDARD MARBLE
AP.LP403CMP OAK PREMIUM MARBLE
AP.LP403NM WALNUT STANDARD MARBLE
AP.LP403NMP WALNUT PREMIUM MARBLE

CASANOVA SIDEBOARD

by WEWOOD DESIGN CENTER



Casanova is a sideboard composed of five spaces: two cupboards with sliding doors, two drawers and an open space with one adjustable shelf, providing optimal storage space. The pattern on the doors is made from pieces of oak and walnut that are fixed by hand.



DIMENSIONS

W 1300 H 740 D 400 | 0.38M³

REFERENCES

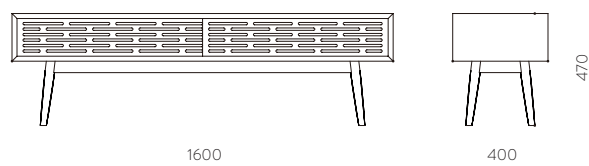
AP.WW303C OAK

RADIO MEDIA UNIT

by WEWOOD DESIGN CENTER



Radio is the perfect solution for those who are looking for an elegant piece of furniture to keep multimedia devices. The perforated sliding doors across the front, make possible the use of the remote control, even when the doors are closed. The hole in the back allows the passage of cables.



DIMENSIONS

W 1600 H 470 D 400 | 0.30M³

REFERENCES

AP.WW203C OAK

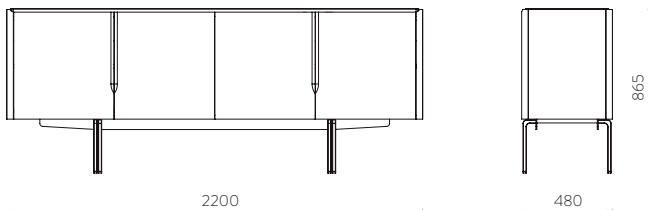
AP.WW203N WALNUT

PANAMÁ SIDEBOARD

by EDE ESTUDIO



Panamá is a sideboard inspired by the style of the 1950s and a light visual aspect with enough consistency to support the weight of the furniture. The design reminds us of the pointed end shape and the hull profile of these boats.



DIMENSIONS


W 2200 H 865 D 480 | 0.91M³

REFERENCES

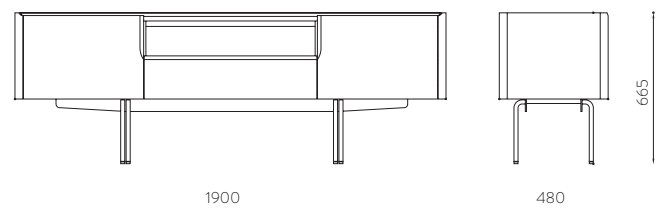
AP.ED401CM OAK STANDARD MARBLE
AP.ED401CMP OAK PREMIUM MARBLE
AP.ED401NM WALNUT STANDARD MARBLE
AP.ED401NMP WALNUT PREMIUM MARBLE

PANAMÁ MEDIA UNIT

by EDE ESTUDIO



Panamá is an elegant media unit that combines the use of noble wood, marble and iron. The tubular legs with curved “L” shape were mounted parallel to the metal structure, reminding us of the canal where these boats sail. Hence, the media unit is called Panamá.



DIMENSIONS

W 1900 H 665 D 480 | 0.62M³

REFERENCES

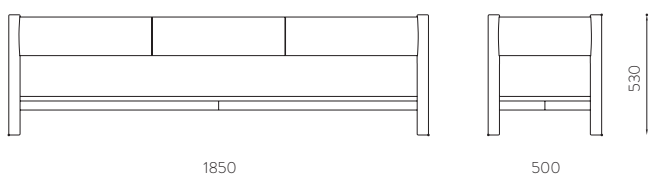
AP.ED301CM OAK STANDARD MARBLE
AP.ED301CP OAK PREMIUM MARBLE
AP.ED301NM WALNUT STANDARD MARBLE
AP.ED301NMP WALNUT PREMIUM MARBLE

GERÊS MEDIA UNIT

by DANIEL VIEIRA



Gerês is a media unit that highlights its maximal utility as a place to store items. The slightly lowered top originates a small edge all the way around. This movement ends with negative space where cork becomes the protagonist.



DIMENSIONS

W 1850 H 530 D 500 | 0.50M³

REFERENCES

AP.DV001C OAK

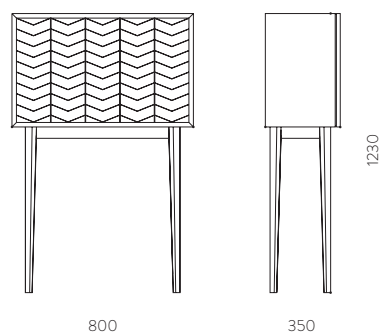
AP.DV001N WALNUT

MISTER SIDEBORD

by DANIEL DUARTE



Mister excels for its elegant design and attention to details, as the herringbone pattern of the door. Designed for people and environments in constant change, it stands out for its versatility and customization. The interior can be completely rearranged allowing it to be used as a bar or a desk.



DIMENSIONS

W 800 H 1230 D 350 | 0.35M³

REFERENCES

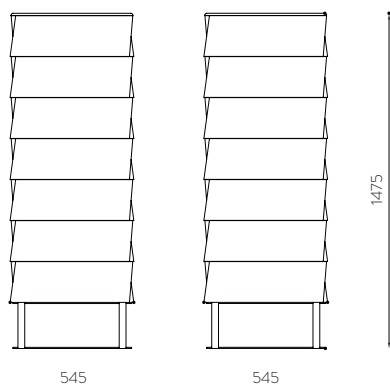
AP.DD101N WALNUT

TOUCH CHEST OF DRAWERS

by SURICATA DESIGN STUDIO



Touch is a chest of drawers with a round-shaped silhouette that reveals the wood flexibility and beauty and wakens the desire of feeling its shape by touch. Designed for storage purposes, this object appeals to our senses and to the most sophisticated tastes.



DIMENSIONS

W 545 H 1475 D 545 | 0.44M³

REFERENCES

AP.SD101C OAK


AP.SD101N WALNUT

CONTADOR SIDEBOARD

by WEWOOD DESIGN CENTER



Contador is a timeless piece inspired by traditional Portuguese furniture whose original purpose was to provide practical storage space for dining rooms and offices. It is composed of drawers of different dimensions that makes it the perfect organizer for different uses and spaces.



DIMENSIONS

W 840 H 1460 D 300 | 0.37M³

REFERENCES

AP.WW304C OAK

AP.WW304N WALNUT



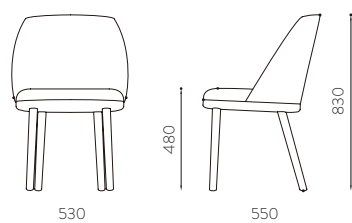
SEATS

SARTOR CHAIR

by GONALO CAMPOS



Sartor is a solid, understated and comfortable chair meant to show off a little, but not too much. It is uncomplicated: just discreet piping that runs along the arched back to highlight the chair's silhouette and a wooden base that holds all the upholstery.



DIMENSIONS
W 530 H 830 D 550 | 0.24M³

REFERENCES

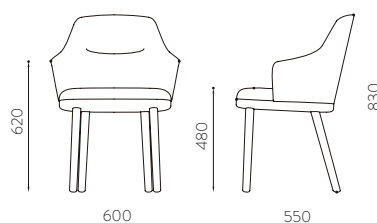
CD.GC004C OAK CLASSIC FABRIC
CD.GC004CTC OAK CLIENT FABRIC
CD.GC004CP OAK PREMIUM FABRIC
CD.GC004N WALNUT CLASSIC FABRIC
CD.GC004NTC WALNUT CLIENT FABRIC
CD.GC004NP WALNUT PREMIUM FABRIC

SARTOR ARMCHAIR

by GONALO CAMPOS



Sartor armchair is the second of a family of chairs studied to the smallest detail, like a custom suit, it can be tailored to fit a specific occasion. Between their simple design, choice of fabrics and legs, these chairs can truly be shaped to fit any project.



DIMENSIONS
W 600 H 830 D 550 | 0.27M³

REFERENCES

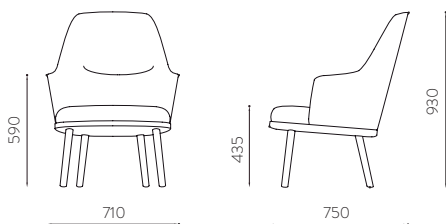
CD.GC005C OAK CLASSIC FABRIC
CD.GC005CTC OAK CLIENT FABRIC
CD.GC005CP OAK PREMIUM FABRIC
CD.GC005N WALNUT CLASSIC FABRIC
CD.GC005NTC WALNUT CLIENT FABRIC
CD.GC005NP WALNUT PREMIUM FABRIC

SARTOR LOUNGE CHAIR

by GONALO CAMPOS



Sartor lounge chair is dimensioned and built to withstand contract and domestic use. This way it can be the most versatile, comfortable and fitting chair. It's soft upholstered shape is balanced with piping along the contour, to create a distinct harmony.



DIMENSIONS

W 710 H 930 D 750 | 0.50M³

REFERENCES

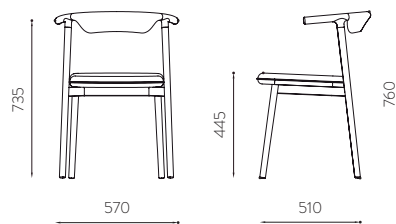
CD.GC006C OAK CLASSIC FABRIC
CD.GC006CTC OAK CLIENT FABRIC
CD.GC006CP OAK PREMIUM FABRIC
CD.GC006N WALNUT CLASSIC FABRIC
CD.GC006NTC WALNUT CLIENT FABRIC
CD.GC006NP WALNUT PREMIUM FABRIC

PALA CHAIR

by RAMOS BASSOLS



Pala is a chair inspired by Nordic simplicity fused with Mediterranean warmth. This is a practical and comfortable chair made for lovers of wood looking who want to add an eclectic touch to any dining area.



DIMENSIONS

W 570 H 760 D 510 | 0.22M³

REFERENCES

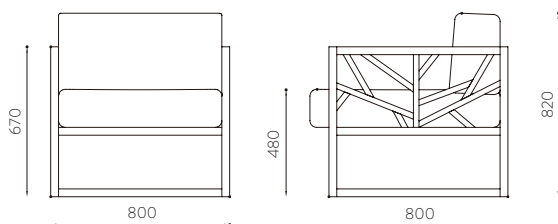
CD.RB001C OAK CLASSIC FABRIC
CD.RB001CTC OAK CLIENT FABRIC
CD.RB001CP OAK PREMIUM FABRIC
CD.RB001N WALNUT CLASSIC FABRIC
CD.RB001NTC WALNUT CLIENT FABRIC
CD.RB001NP WALNUT PREMIUM FABRIC

TREE LOUNGE CHAIR

by WEWOOD DESIGN CENTER



Tree is a chair designed to provide the comfort needed for good moments of rest and leisure. The woodwork of the solid wood structure refers to the inspiration in nature and demonstrates the skills of craftsmen to shape wood in a striking piece.



DIMENSIONS
W 800 H 820 D 800 | 0.43M³

REFERENCES

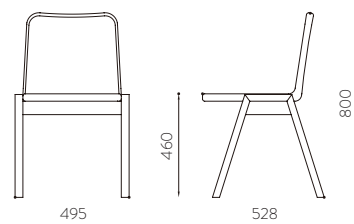
CD.WW002C OAK CLASSIC FABRIC
CD.WW002CTC OAK CLIENT FABRIC
CD.WW002CP OAK PREMIUM FABRIC
CD.WW002N WALNUT CLASSIC FABRIC
CD.WW002NTC WALNUT CLIENT FABRIC
CD.WW002NP WALNUT PREMIUM FABRIC

PENSIL CHAIR

by TOM KELLY



Pensil is a chair inspired by the beauty and strength of the old bridge Pênsil, replaced by the actual D. Luís bridge, in Porto. It has a sculptured wooden structure, created by using traditional techniques of woodworking and a soft seating.



DIMENSIONS
W 495 H 800 D 528 | 0.21M³

REFERENCES

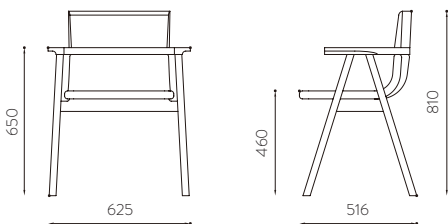
CD.TK001C OAK CLASSIC FABRIC
CD.TK001CTC OAK CLIENT FABRIC
CD.TK001CP OAK PREMIUM FABRIC
CD.TK001N WALNUT CLASSIC FABRIC
CD.TK001NTC WALNUT CLIENT FABRIC
CD.TK001NP WALNUT PREMIUM FABRIC

PENSIL ARMCHAIR

by TOM KELLY



Pensil is a light, solid and comfortable armchair, that can be totally customized, combining the wood option with the fabric. It is part of a family of chairs inspired by the old bridge Pênsil in Porto.



DIMENSIONS

W 625 H 810 D 516 | 0.26M³

REFERENCES

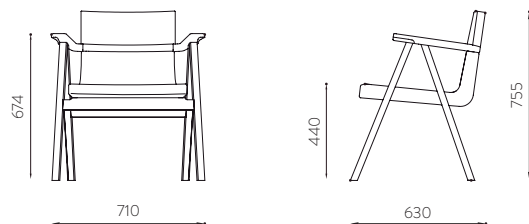
- CD.TK002C OAK CLASSIC FABRIC
- CD.TK002CTC OAK CLIENT FABRIC
- CD.TK002CP OAK PREMIUM FABRIC
- CD.TK002N WALNUT CLASSIC FABRIC
- CD.TK002NTC WALNUT CLIENT FABRIC
- CD.TK002NP WALNUT PREMIUM FABRIC

PENSIL LOUNGE CHAIR

by TOM KELLY



Pensil lounge chair is part of a family of chairs that also include a chair and an armchair inspired by the remaining pillars and ruins of an old bridge in Porto. It can be customized to fit different types of decoration.



DIMENSIONS

W 710 H 755 D 630 | 0.34M³

REFERENCES

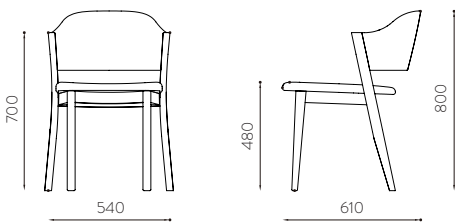
- CD.TK003C OAK CLASSIC FABRIC
- CD.TK003CTC OAK CLIENT FABRIC
- CD.TK003CP OAK PREMIUM FABRIC
- CD.TK003N WALNUT CLASSIC FABRIC
- CD.TK003NTC WALNUT CLIENT FABRIC
- CD.TK003NP WALNUT PREMIUM FABRIC

CARAVELA CHAIR

by GONALO CAMPOS



Caravela chair is part of a family of chairs, custom designed to furnish homes and hospitality spaces with style and elegance. Inspired by the traditional Portuguese Caravela boat, this chair is a tribute to some of the bravest in Portuguese History.



DIMENSIONS

W 540 H 800 D 610 | 0.25M³

REFERENCES

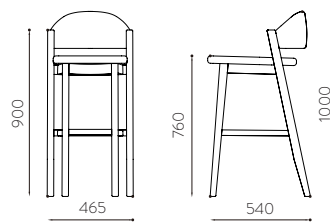
- CD.GC001C OAK CLASSIC FABRIC
- CD.GC001CTC OAK CLIENT FABRIC
- CD.GC001CP OAK PREMIUM FABRIC
- CD.GC001N WALNUT CLASSIC FABRIC
- CD.GC001NTC WALNUT CLIENT FABRIC
- CD.GC001NP WALNUT PREMIUM FABRIC

CARAVELA BAR STOOL

by GONALO CAMPOS



Caravela bar stool is the second piece from the Caravela family of chairs. Created for those who need a higher version of the chair to complete the ambience of any residential or commercial space. It also works perfectly individually.



DIMENSIONS

W 465 H 1000 D 570 | 0.26M³

REFERENCES

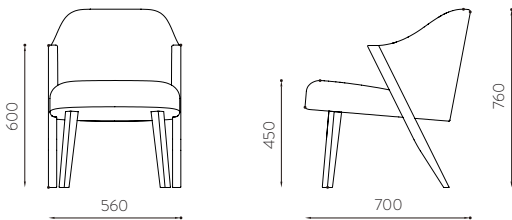
- CD.GC002C OAK CLASSIC FABRIC
- CD.GC002CTC OAK CLIENT FABRIC
- CD.GC002CP OAK PREMIUM FABRIC
- CD.GC002N WALNUT CLASSIC FABRIC
- CD.GC002NTC WALNUT CLIENT FABRIC
- CD.GC002NP WALNUT PREMIUM FABRIC

CARAVELA LOUNGE CHAIR

by GONALO CAMPOS



Caravela is a comfortable lounge chair crafted with traditional techniques of joinery. It is part of a family of chairs inspired by a highly manoeuvrable sailing ship developed in the 15th century by the Portuguese sailors to explore along the West African coast and into the Atlantic Ocean.



DIMENSIONS

W 560 H 760 D 700 | 0.31M³

REFERENCES

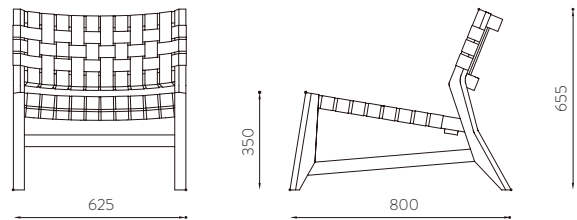
CD.GC003C OAK CLASSIC FABRIC
CD.GC003CTC OAK CLIENT FABRIC
CD.GC003CP OAK PREMIUM FABRIC
CD.GC003N WALNUT CLASSIC FABRIC
CD.GC003NTC WALNUT CLIENT FABRIC
CD.GC003NP WALNUT PREMIUM FABRIC

ODHIN LOUNGE CHAIR

by STUDIO GUD



Odhin is an elegant and comfortable lounge chair inspired by 1950's Danish design. The structure in solid wood, the seat with interlaced leather straps and the details of the joints ensure the strength and resistance of this piece.



DIMENSIONS

W 625 H 655 D 800 | 0.33M³

REFERENCES

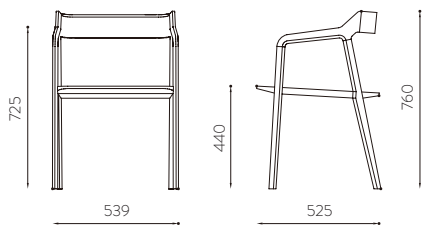
CD.GU003C OAK
CD.GU003N WALNUT

KUNDERA CHAIR

by STUDIO GUD



Kundera is an all-wood chair that explores the dialectic between weight and lightness. On one hand, the elegance of the design elevates it, and on the other, the weight and strength of solid wood make it closer to the earth. A great chair for a dining or working area.



DIMENSIONS

W 539 H 760 D 525 | 0.21M³

REFERENCES

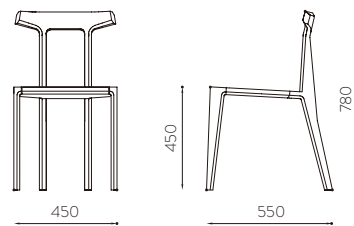
CD.GU002C OAK
CD.GU002CP OAK/LEATHER
CD.GU002N WALNUT
CD.GU002NP WALNUT/LEATHER

ORCA CHAIR

by STUDIO GUD



Orca is an all-wood chair, that achieves lightness and elegance through design, but also strength and comfort through materials and craft techniques. The sculptural backrest inspired by a fin of an orca, where the chair got its name from, seems to graciously emerge from the legs.



DIMENSIONS

W 450 H 780 D 550 | 0.19M³

REFERENCES

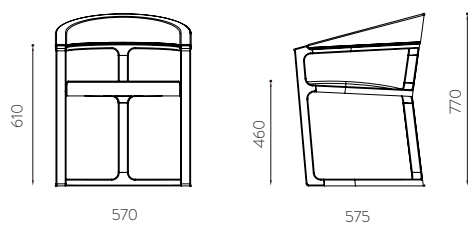
CD.GU001C OAK
CD.GU001CP OAK/LEATHER
CD.GU001N WALNUT
CD.GU001NP WALNUT/LEATHER

KOBE CHAIR

by DANIEL SOUSA



Kobe is a simple, yet interconnected chair with a solid wood frame, that is not only elegant and comfortable but also stable and robust, ideal both for domestic and contract use. Based on the Japanese aesthetic concept of Bi (totality in details), this chair was designed to be perceived as a homogeneous object.



DIMENSIONS
W 570 H 770 D 575 | 0.25M³

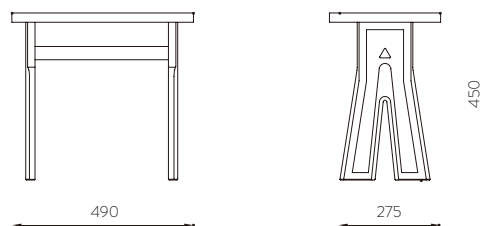
- REFERENCES
- CD.DS001C OAK CLASSIC FABRIC
 - CD.DS001CTC OAK CLIENT FABRIC
 - CD.DS001CP OAK PREMIUM FABRIC
 - CD.DS001N WALNUT CLASSIC FABRIC
 - CD.DS001NTC WALNUT CLIENT FABRIC
 - CD.DS001NP WALNUT PREMIUM FABRIC

MULTIBANQUETA STOOL

by SURICATA DESIGN STUDIO



Multibanqueta is a stool developed to offer the possibility of becoming an endless bench, inviting to gather a group of people in moments of leisure and entertainment. A multipurpose piece that can be used as a stool, side or coffee table.



DIMENSIONS
W 490 H 450 D 275 | 0.06M³

- REFERENCES
- BC.SD102C OAK
 - BC.SD102N WALNUT

BOWIE SOFA

by GONÇALO CAMPOS



Bowie is a soft balanced modular sofa designed to be pleasing and comfortable, to fit equally well in a living room, as in a hotel lobby. With a simple eye-catching detail, the structure of the sofa plays between the slim appearance of metal and the robustness of wood.

DIMENSIONS

3 SEATS: W 3005 H 750 D 900 | 2.03M³

2 SEATS: W 2200 H 750 D 900 | 1.48M³

1 SEAT: W 1130 H 750 D 900 | 0.90M³

POUFF: W 900 H 420 D 900 | 0.34M³

REFERENCES

SF.GC003C 3 SEATS OAK CLASSIC FABRIC

SF.GC003CTC 3 SEATS OAK CLIENT FABRIC

SF.GC003CP 3 SEATS OAK PREMIUM FABRIC

SF.GC003N 3 SEATS WALNUT CLASSIC FABRIC

SF.GC003NTC 3 SEATS WALNUT CLIENT FABRIC

SF.GC003NP 3 SEATS WALNUT PREMIUM FABRIC

SF.GC002C 2 SEATS OAK CLASSIC FABRIC

SF.GC002CTC 2 SEATS OAK CLIENT FABRIC

SF.GC002CP 2 SEATS OAK PREMIUM FABRIC

SF.GC002N 2 SEATS WALNUT CLASSIC FABRIC

SF.GC002NTC 2 SEATS WALNUT CLIENT FABRIC

SF.GC002NP 2 SEATS WALNUT PREMIUM FABRIC

SF.GC001C 1 SEAT OAK CLASSIC FABRIC

SF.GC001CTC 1 SEAT OAK CLIENT FABRIC

SF.GC001CP 1 SEAT OAK PREMIUM FABRIC

SF.GC001N 1 SEAT WALNUT CLASSIC FABRIC

SF.GC001NTC 1 SEAT WALNUT CLIENT FABRIC

SF.GC001NP 1 SEAT WALNUT PREMIUM FABRIC

SF.GC000C POUFF OAK CLASSIC FABRIC

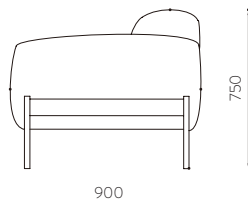

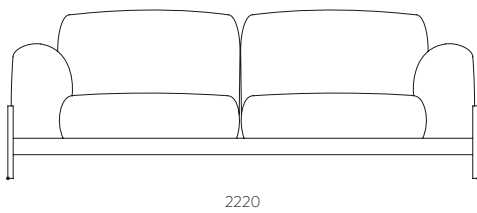
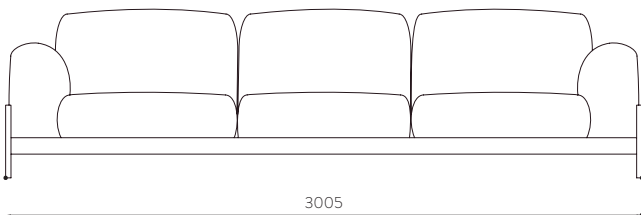
SF.GC000CTC POUFF OAK CLIENT FABRIC

SF.GC000CP POUFF OAK PREMIUM FABRIC

SF.GC000N POUFF WALNUT CLASSIC FABRIC

SF.GC000NTC POUFF WALNUT CLIENT FABRIC

SF.GC000NP POUFF WALNUT PREMIUM FABRIC

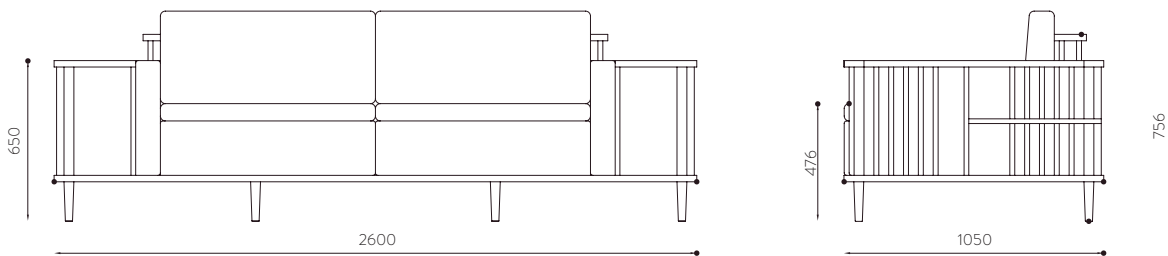


SCAFFOLD SOFA

by ANDRÉ TEOMAN STUDIO



Scaffold is a comfortable sofa with a surrounding wooden frame which can be used as a bookshelf or as a division, showing the best of the high-end joinery. Its strong and minimalist lines are accentuated by the natural wood finish which gives it a Scandinavian style.



DIMENSIONS

W 2600 H 756 D 1050 | 2.06M³

REFERENCES

SF.AT001C OAK CLASSIC FABRIC

SF.AT001CTC OAK CLIENT FABRIC

SF.AT001CP OAK PREMIUM FABRIC

SF.AT001N WALNUT CLASSIC FABRIC

SF.AT001NTC WALNUT CLIENT FABRIC

SF.AT001NP WALNUT PREMIUM FABRIC



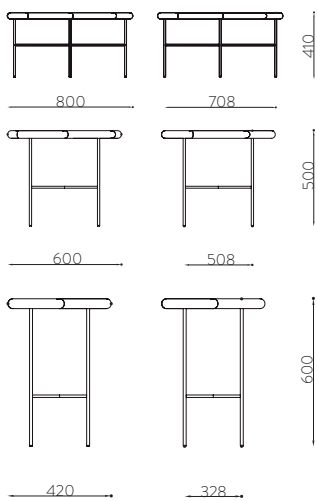
TABLES

SIDE BY SIDE TABLES

by RITA BOTELHO



Side by Side is a group of tables made from solid wood and metal, ideal for living and working spaces. The tray with its particular rounded edge as well as the detail of the junctions invites you to touch and use it. The three different table sizes work perfectly individually or side by side.



DIMENSIONS

Ø 800 H 410 | 0.14M³

Ø 600 H 500 | 0.18M³

Ø 420 H 600 | 0.10M³

REFERENCES

MC.RS001V GLASS SMALL

MC.RS001N WALNUT SMALL

MC.RS002V GLASS MEDIUM

MC.RS002N WALNUT MEDIUM

MC.RS003V GLASS TALL

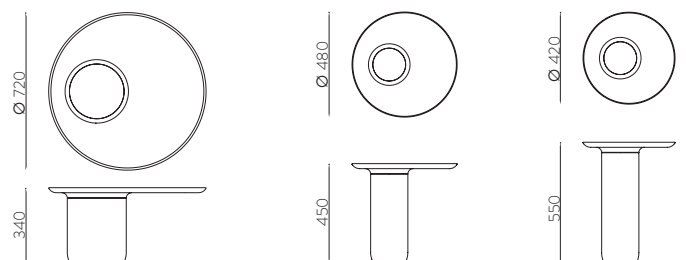
MC.RS003N WALNUT TALL

LAGO COFFEE/SIDE TABLES

by CHRISTOPHE DE SOUSA



Lago is a series of tables available in three different sizes, composed by a solid marble base and a delicate top in wood, blending elegance and functionality. It can be used as a single side table, next to an armchair or sofa, or as a combination, creating a sculptural coffee or side table with different dimensions. It can be adapted to the look and feel of the space, creating different moods and expressions, depending on the choice of size and combination of colours.



DIMENSIONS

Ø 720 H 340 | 0.18M³

Ø 480 H 450 | 0.10M³

Ø 420 H 550 | 0.10M³

REFERENCES

WM.CCS001C COFFEE TABLE BLACK STANDARD AND SPECIAL MARBLE

WM.CCS002C SIDE TABLE BLACK OAK STANDARD AND SPECIAL MARBLE

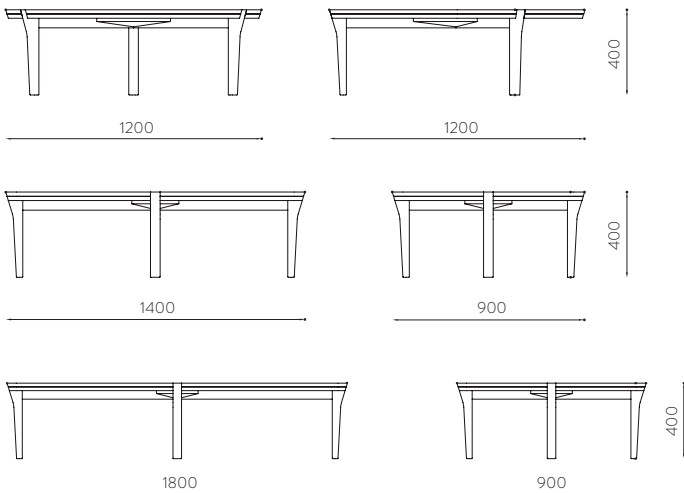
WM.CCS003C TALL SIDE TABLE BLACK STANDARD AND SPECIAL MARBLE

CORNER CENTER TABLES

by PIERRE DUBOURG



Corner tables were designed to disrupt the classic position of the legs of most of the tables, putting it on a particular position that assures the stability and leaves the corners free. The different forms, dimensions and materials available make it possible to adapt it to the look & feel of the space and use it individually or grouped as a big center table.



DIMENSIONS

Ø 1200 H 400 | 0.57M³

W 1400 H 400 D 900 | 0.50M³

W 1800 H 400 D 900 | 0.72M³

REFERENCES

MC.PD001C ROUND TABLE OAK STANDARD MARBLE

MC.PD001CP ROUND TABLE OAK PREMIUM MARBLE

MC.PD001N ROUND TABLE WALNUT STANDARD MARBLE

MC.PD001NP ROUND TABLE WALNUT PREMIUM MARBLE

MC.PD002C RECTANGULAR TABLE OAK STANDARD MARBLE

MC.PD002CP RECTANGULAR TABLE OAK PREMIUM MARBLE

MC.PD002N RECTANGULAR TABLE WALNUT STANDARD MARBLE

MC.PD002NP RECTANGULAR TABLE WALNUT PREMIUM MARBLE

MC.PD003C RECTANGULAR TABLE OAK STANDARD MARBLE

MC.PD003CP RECTANGULAR TABLE OAK PREMIUM MARBLE

MC.PD003N RECTANGULAR TABLE WALNUT STANDARD MARBLE

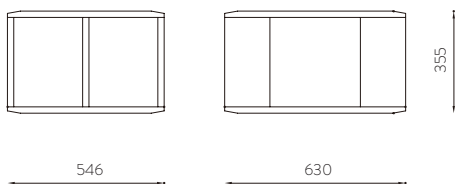
MC.PD003NP RECTANGULAR TABLE WALNUT PREMIUM MARBLE

HEXA COFFEE | SIDE TABLE

by DANIEL VIEIRA



Hexa coffee|side table stands out for its modernist aesthetics and its functional character. The modular design allows it to fit into different spaces. In small rooms, it can be used only one module, while in larger spaces it's possible to combine several modules in different types of wood.



DIMENSIONS
W 546 H 355 D 630 | 0.12M³

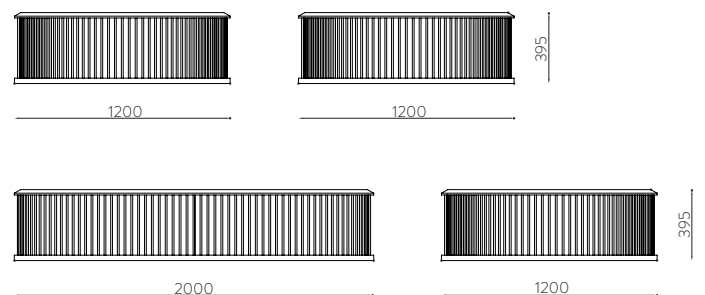
REFERENCES
MC.DV001C OAK
MC.DV001N WALNUT

MEMÓRIA CENTER TABLE

by WEWOOD DESIGN CENTER



Memória is a center table with iron pipes and wood, both on bottom and top. Memória means “memory” in English and reminds the warm time spent with our family and friends.



DIMENSIONS
W 1200 H 395 D 1200 | 0.57M³
W 2000 H 395 D 1200 | 0.95M³

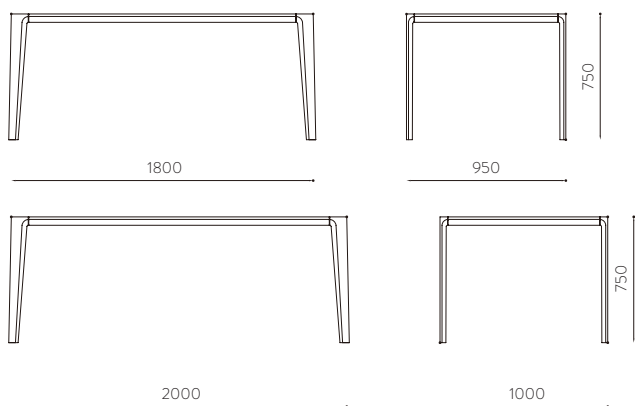
REFERENCES
MC.WW002F OAK VENEERED
MC.WW002NF WALNUT VENEERED
MC.WW003CF OAK VENEERED
MC.WW003NF WALNUT VENEERED

RAIA DINING TABLE

by STUDIO GUD



Raia is a functional and versatile wooden table that manages to transmit lightness and elegance despite its solid construction. It can also be used as a desk.



DIMENSIONS

W 1800 H 750 D 950 | 1.28M³

W 2000 H 750 D 1000 | 1.50M³

REFERENCES

MJ.GU001C OAK 1800

MJ.GU002C OAK 2000

MJ.GU001N WALNUT 1800

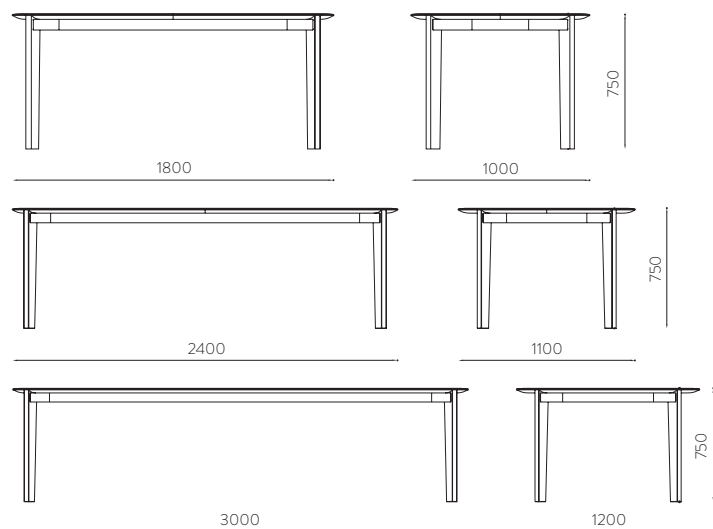
MJ.GU002N WALNUT 2000

SOMA DINING TABLE

by CRISTIAN HAAS



Soma is a balanced dining table that breathes generosity by its proportions and delicacy. Its curved outline and its soft edges are a tactile pleasure.



DIMENSIONS

W 1800 H 750 D 1000 | 1.35M³

W 2400 H 750 D 1100 | 1.98M³

W 3000 H 750 D 1200 | 2.70M³

REFERENCES

MJ.CH001C OAK 1800

MJ.CH002C OAK 2400

MJ.CH003C OAK 3000

MJ.CH001N WALNUT 1800

MJ.CH002N WALNUT 2400

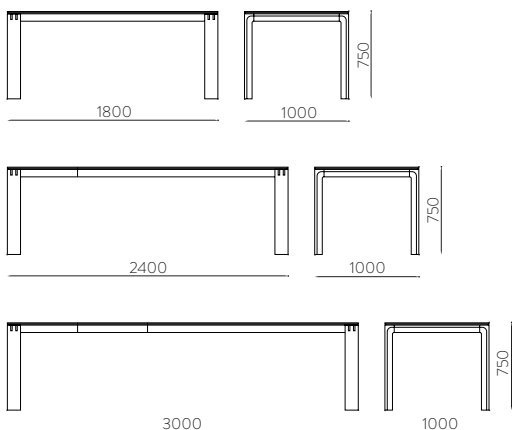
MJ.CH003N WALNUT 3000

NURIA EXTENDABLE TABLE

by GONALO CAMPOS



Nuria is an extendable dining table with a solid construction that expands from 6 to 10 seating places. The proportions and joinery details highlight the work involved in building such a piece with a balance of soft curves and angled lines.



DIMENSIONS

W 1800 H 750 D 1000 | 1.35M³

W 2400 H 750 D 1000 | 1.80³

W 3000 H 750 D 1000 | 2.25M³

REFERENCES

MJ.GC015C OAK

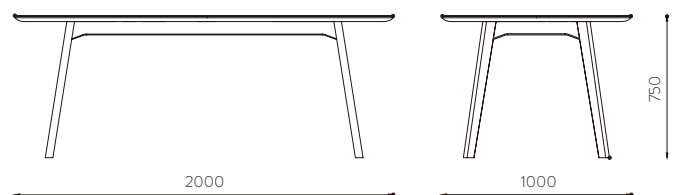
MJ.GC015N WALNUT

INÊS TABLE

by WEWOOD DESIGN CENTER



Inês is a solid wood oval table that adapts to different environments due to its contemporary design and resistant structure. The perfect table for meals and leisure times.



DIMENSIONS

W 2000 H 750 D 1000 | 1.50M³

REFERENCES

MJ.WW005C OAK

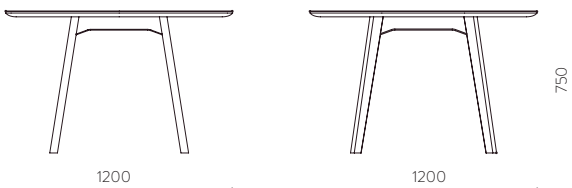
MJ.WW005N WALNUT

MARIA TABLE

by WEWOOD DESIGN CENTER



Maria is a round table of Scandinavian inspiration with a fluid and lightweight design. Its four feet ensure stability and at the same time gives it a retro aesthetic. It adapts to many uses and environments due to its contemporary design and resistant structure.



DIMENSIONS

W 1200 H 750 D 1200 | 1.08M³

REFERENCES

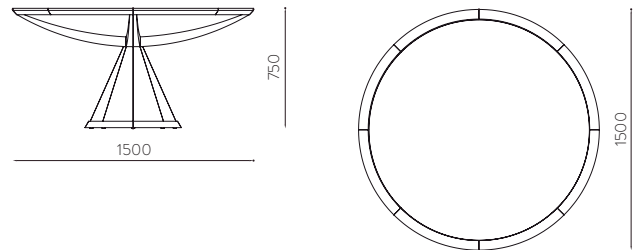
MJ.WW006C OAK
MJ.WW006N WALNUT

VASCO TABLE

by VARIAFORMA



Vasco is a round table with a structure in solid wood, supported by a conical base, and different options for the top. The name comes from Vasco da Gama, one of the bravest Portuguese sailors of all time who discovered the sea route to India.



DIMENSIONS

Ø 1500 H 750 | 1.69M³

REFERENCES

MJ.VF001C OAK STANDARD MARBLE
MJ.VF001CP OAK PREMIUM MARBLE
MJ.VF001CV OAK GLASS
MJ.VF001CC OAK CERAMICS
MJ.VF001N WALNUT STANDARD MARBLE
MJ.VF001NP WALNUT PREMIUM MARBLE
MJ.VF001NV WALNUT GLASS
MJ.VF001NC WALNUT CERAMICS



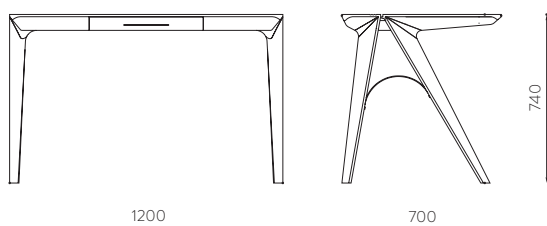
DESKS

BRIDGE DESK

by CRISTOPHE DE SOUSA



Bridge desk is inspired by the city of Porto, the only city in Europe with 6 bridges. It features smooth, rounded surfaces and an overall minimalist aesthetic. The steel arcs that span the legs reminds us of the structures on the bridges in Porto.



DIMENSIONS

W 1200 H 740 D 700 | 0.62M³

REFERENCES

SC.CS001C OAK

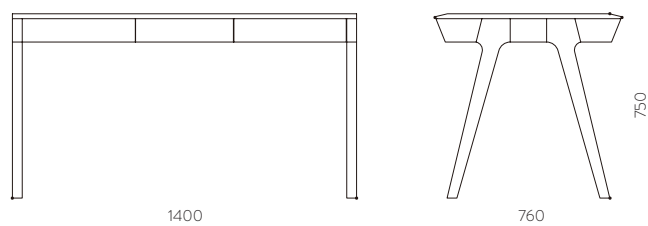
SC.CS001N WALNUT

METIS DESK

by GONÇALO CAMPOS



Metis is a compact desk made of solid wood, offering a real storage solution. This desk helps you to keep your workspace tidy and organized with three drawers, one secret compartment, and two lidded sections. It is the perfect minimalistic office desk.



DIMENSIONS

W 1400 H 750 D 760 | 0.80M³

REFERENCES

SC.GC001C OAK

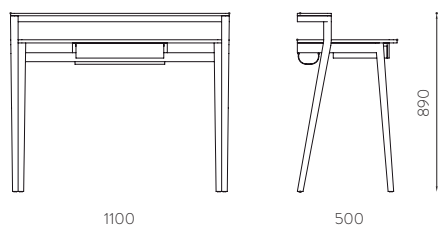
SC.GC001N WALNUT

SECRETA DESK

by JC BERLIN



Secreta is a compact and friendly extendable desk. At first glance, it appears as a console table. After a single instinctive movement, it becomes a home office. Secreta was designed to fit the actual context which tends to blend living and working space.



DIMENSIONS

W 1100 H 890 D 500 | 0.49M³

REFERENCES

SC.JC001C OAK

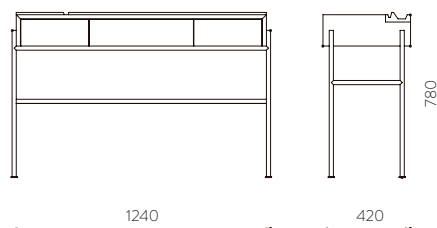
SC.JC001N WALNUT

CONCIERGE CONSOLE

by ANTONIO GARDONI & FEDERICO CASTELLI



Concierge is a classic practical console with several compartments for storage such as three drawers, one round lid compartment to collect the items on the top and one shaped strip in solid walnut with supporting grooves to display books and magazines.



DIMENSIONS

W 1240 H 780 D 420 | 0.41M³

REFERENCES

SC.AF001C



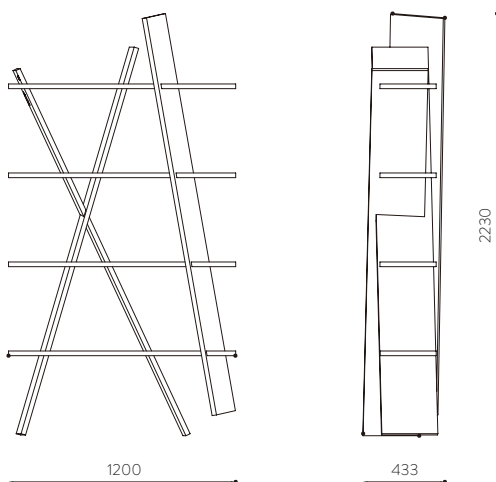
BOOKSHELVES

XI BOOKSHELF

by GONALO CAMPOS



XI is a contemporary bookshelf with a unique shape, designed to be assembled very easily without tools or screws. It works like a wooden game, the instructions are placed directly on the wooden planks to make it intuitive to understand and fun to assemble.



DIMENSIONS

W 1200 H 2230 D 433 | 1.16M³

REFERENCES

ET.CG001C OAK

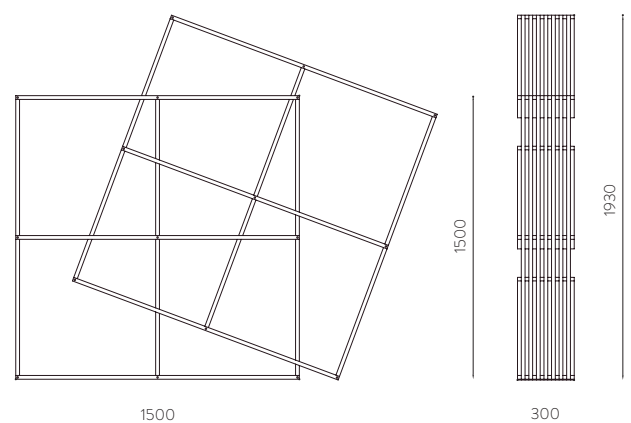
ET.GC001N WALNUT

X2 SMART SHELF

by LAURINDO MARTA



X2 is a smart shelf in solid wood, fully customizable increasing width or height anytime. While it looks like any freestanding bookshelf when collapsed, it actually consists of two intersecting bookshelves of the exact same size, allowing you to simply pull the other one to increase your storage facility.



DIMENSIONS

W 1500 H 2220 D 300 | 1.00M³

REFERENCES

ET.LM001C OAK

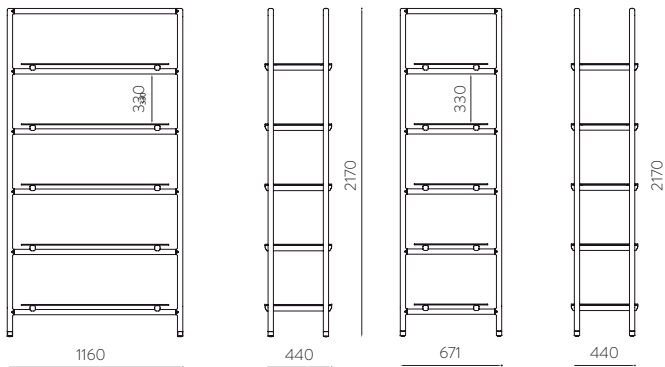
ET.LM001N WALNUT

FLOAT BOOKSHELF

by AURÉLIEN BARBRY STUDIO



Float is a shelving system combined in a minimal and functional form with a Scandinavian expression. The smoked glass shelves and the cabinets are laid on a light solid wood structure and metal feet that gives the illusion of floating slightly. It offers a range of combinations, with or without cabinets, that allows you to use it as a single bookcase or as a sequence of modules to form a larger bookshelf or a free-standing room divider.



DIMENSIONS

STRUCTURE

W 1160 H 2170 D 440 | 1.11M³

W 671.5 H 2170 D 440 | 0.64M³

CABINET

W 975 H 676.5 D 440 | 0.29M³

W 486.5 H 676.5 D 440 | 0.14M³

REFERENCES

ET.BS001C OAK BIG

ET.BS001N WALNUT BIG

ET.BS002C OAK + CABINET BIG

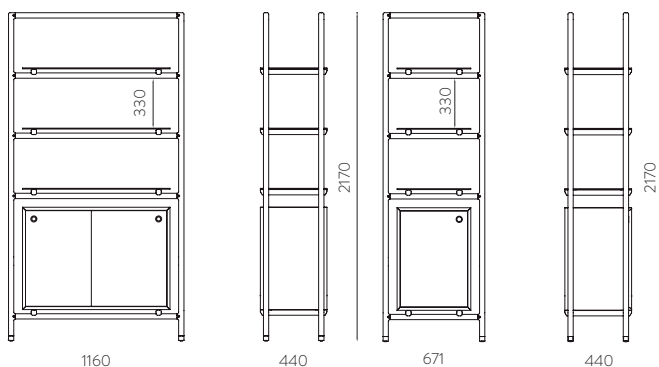
ET.BS002N WALNUT + CABINET BIG

ET.BS003C OAK SMALL

ET.BS003N WALNUT SMALL

ET.BS004C OAK + CABINET SMALL

ET.BS004N WALNUT + CABINET SMALL





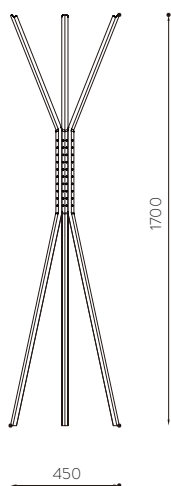
ACCESSORIES

CANCAN COAT STAND

by STUDIO GUD



Cancan is a piece where shape meets function, with special attention to details such as the cut on the edge of each pole to safely hang coats. A coat stand designed to be functional but at the same time a sculptural piece that will embellish any space.



DIMENSIONS


W 450 H 1700 D 450 | 0.34M³

REFERENCES

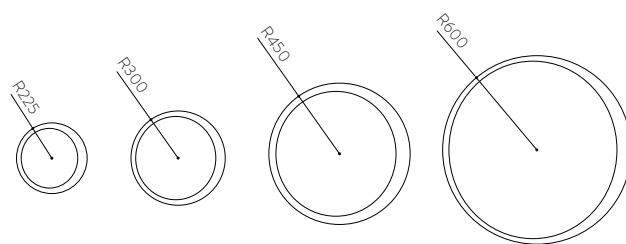
CB.GU001C OAK
CB.GU001N WALNUT

LUNA MIRRORS

by ELENORA FEDI



Luna is a series of mirrors inspired by the beautiful and fascinating shape of the full and crescent moon. It can be placed in a different position by simply rotating the wooden frame to create different combinations of décor set.



DIMENSIONS


Ø 1200 || 0.15 M³
Ø 900 || 0.11 M³
Ø 600 || 0.07 M³
Ø 450 || 0.05 M³

REFERENCES

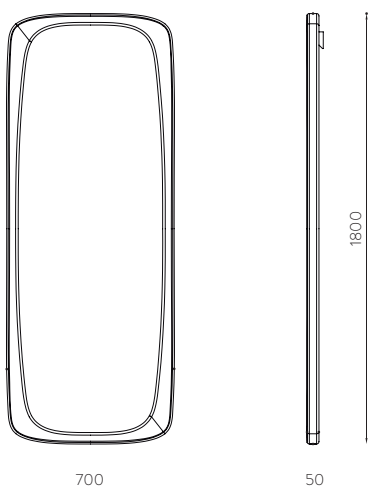
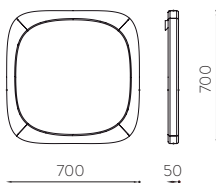
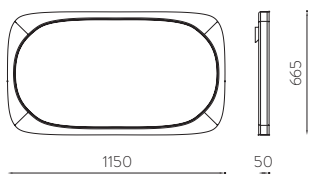
ED.EF001C Ø 1200 OAK
ED.EF004C Ø 900 OAK
ED.EF002C Ø 600 OAK
ED.EF003C Ø 450 OAK
ED.EF001N Ø 1200 WALNUT
ED.EF004N Ø 900 WALNUT
ED.EF002N Ø 600 WALNUT
ED.EF003N Ø 450 WALNUT

SIXTY'S MIRRORS

by WEWOOD DESIGN CENTER



Sixty's is a collection of mirrors of different dimensions, with a solid wood frame designed to contrast. Inspired by the unique style of the 1960s. It can be placed both horizontally or vertically making it perfect for rooms, dining rooms or halls, giving a vintage touch to any home.



DIMENSIONS

W 700 H 700 D 50 | 0.25M³

W 655 H 1150 D 50 | 0.37M³

W 700 H 1800 D 50 | 0.63M³

REFERENCES

ED.WW001C 700 OAK

ED.WW001C 1150 OAK

ED.WW001C 1800 OAK

ED.WW001N 700 WALNUT

ED.WW001N 1150 WALNUT

ED.WW001N 1800 WALNUT

COLORS, MATERIALS AND FINISHES

The choice of the materials, fabrics and colors is what gives each piece its expression and plays an important role in the interior design project.

Along with our collection, we have our own selection of materials like wood, marble and iron as well as a selection of different types of leather and fabrics.

You can select from a large variety of colors, materials and finishes to tailor our pieces and adapt it to the look and feel of different spaces.

Due to typographical reasons, some color variations may occur. If you want to request a single sample of any material or purchase a box with all the materials, please contact us.


WOOD



NATURAL WOOD



MPT NATURAL OAK



MPT NATURAL WALNUT

OAK OPEN PORE OPTIONS




MPT OAK WHITE OPEN PORE



MPT OAK BLACK OPEN PORE



MPT OAK ANTRACITE OPEN PORE




MPT OAK CHESTNUT OPEN PORE

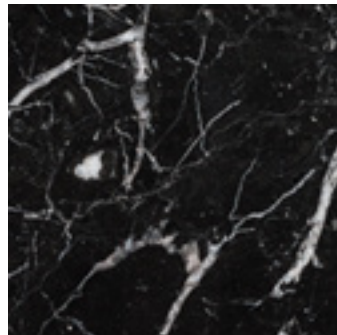
MARBLE



STANDARD MARBLE



ESTREMOZ




NERO MARQUINA

PREMIUM MARBLE




CALACATTA



EMPERADOR

SPECIAL MARBLE




GUATEMALA GREEN*

METAL



IRON



POLISHED BLACK

BRASS



BRUSHED GOLDEN




POLISHED GOLDEN


LEATHER




PRESCOTT




PL002 POPYRUS




PL004 COTTO




PL006 BLACK INK



PL007 ANTIQUE




PL008 BIRCH




PL009 RIBES


CLASSIC



PL001 PERLA



PL003 CHESTNUT




PL005 NERO

PREMIUM FABRICS



PAMPAS




PP001 SATIN



PP002 S YELLOW



PP003 SUNSET



PP004 TEAL




PP005 CARBON

BLOCK




PP101 PINK GIN




PP102 TEAL



PP103 OCHRE




PP104 CREAM C




PP105 H GREEN


SALONE




PP201 CORN




PP202 TALIS



PP203 PACIFIC



PP204 PUTTY



PP205 PECAN

SALTA




PP301 SPRUCE



PP302 INK



PP303 HENNA




PP304 NOIR


CLASSIC FABRICS




ALLURE




CV001 NAVY




CV002 EMERALD




CV003 LEMON



CV004 CINNAMON




CV005 CREAM




CV006 BLACK


NABUCO




CF001 PARCHMENT




CF002 T PINK




CF003 R GREEN



CF004 BLACK F




CF005 DN BLUE



CF006 DARK GREY


DERBY




CV101 BLACK



CV102 CREAM




CV103 SPICE




CV104 DESERT




CV105 MOSTAZA




CV106 APRICOT




CV107 MALLARD




CV108 DARK BLUE




CV109 BRICK



CV110 B COPPER



CV111 CACTUS




CV112 LAUREL



CV113 PETROL


CONWAY




CC001 BUTTERMILK



CC002 REGENCY




CC003 SEASPRAY



CC004 LINEN




CC005 LEMON



CC006 SLATE

HUDSON




CL001 PEBBLE



CL002 BLACK



CL003 BASALT



CL004 LAGOON




CL005 MIDNIGHT



CL006 CANARY



CL007 HONEY




CL008 ASH



CL009 PORT




CL010 OYSTER



CL011 MOSS



CL012 SMOKE BLUE



CL013 NIGHT

CARE & MAINTENANCE

Although our products are built to last a lifetime, they need some maintenance care to keep them in perfect conditions.

Firstly, be aware that solid wood is sensitive to thermal shock, so it's very important to gradually introduce the furniture to any new environment.

During the production, we usually do all the necessary care to stabilize the wood, however as it is a natural raw material that reacts to the surrounding environment, some changes may occur.

Variations in temperature and humidity may cause different reactions in solid wood furniture. If conditions are dry, the timber may shrink, causing cracks or warping. On the other hand, in high humidity, the wood may swell and cause problems in moving some components. In both cases, the wood will slowly return to its original conditions whenever the level of humidity is back to normal around 40/60% of relative humidity.

Our wood is hand-picked and hand-assembled, we do not use wood with unhealthy knots, or with healthy knots above 20mm.

Apart from the attention to the environmental conditions, taking care of your solid wood furniture couldn't be easier. For daily maintenance use a dry cloth, and from time to time clean all the surfaces with a slightly damp cloth. If a spill occurs, don't panic, just wipe the surface with a dry cloth as soon as possible, and everything will be alright thanks to the protection given by the finishes we use.

All of our products are finished with linseed oil that enhances and protects the natural beauty of the wood. Additionally, we also apply a special UV protection that prevents discolouration and also forms a water repellent layer.

These simple precautions will guarantee a long life for your furniture.

CONCEPT AND CREATIVE DIRECTION

WEWOOD - PORTUGUESE JOINERY

LIFESTYLE IMAGES STYLING

INNER

3D IMAGES

LAAB

PRINTED BY

UNIARTE

© WEWOOD - PORTUGUESE JOINERY 01/2020

DAILY INSPIRATION

INSTAGRAM, FACEBOOK & PINTEREST

@WEWOODPORTUGUESEJOINERY

WEWOOD - PORTUGUESE JOINERY

RUA D. AFONSO HENRIQUES, 77

4585 - 322 GANDRA - PORTUGAL

GPS N41°10'21.44" W8°26'20.07"

T. +351 224 114 050

M. +351 932 492 434

WWW.WEWOOD.EU

INFO@WEWOOD.EU



WWW.WEWOOD.EU